

Scaled data based on original data using  
LM-79-08 Approved Method: Electrical and Photometric Measurements of Solid-  
State Lighting Products

Test Report Prepared for  
Cooper Lighting Solutions  
(formerly Eaton)

Brand: INVUE

Report Number: P401285

Luminaire Tested: **ENT-SA1C-730-U-T4W-HSS**

Issue Date: 5/20/2020

**Test Information**

Test Method: LM-79-08  
Report Number: P401285  
TEST IS SCALED FROM IESNA LM-79-08 TEST DATA (G1-2004-754-18)  
Test Lab: INNOVATION CENTER  
Issue Date: 5/20/2020  
Manufacturer: COOPER LIGHTING SOLUTIONS (FORMERLY EATON)  
Product Line: INVUE  
Catalog Number: ENT-SA1C-730-U-T4W-HSS  
Description: ENTRI LED LUMINAIRE  
(1) 70 CRI, 3000K, 615mA LIGHTSQUARE WITH 16 LEDS AND TYPE IV WIDE OPTICS WITH HOUSE SIDE SHIELD  
Light Source: -  
Ballast/Driver: ELECTRONIC DRIVER

**Summary**

Lumens per Lamp: N/A  
Luminaire Lumens: 3064 lumens  
Efficiency: N/A  
Efficacy: 92.0 lumens/watt  
Luminous Opening: Rectangular (W 0.5' x L: 0.5' x H: 0')  
IES Classification: Type III - Short - Full Cutoff  
BUG Rating: B0 - U0 - G1

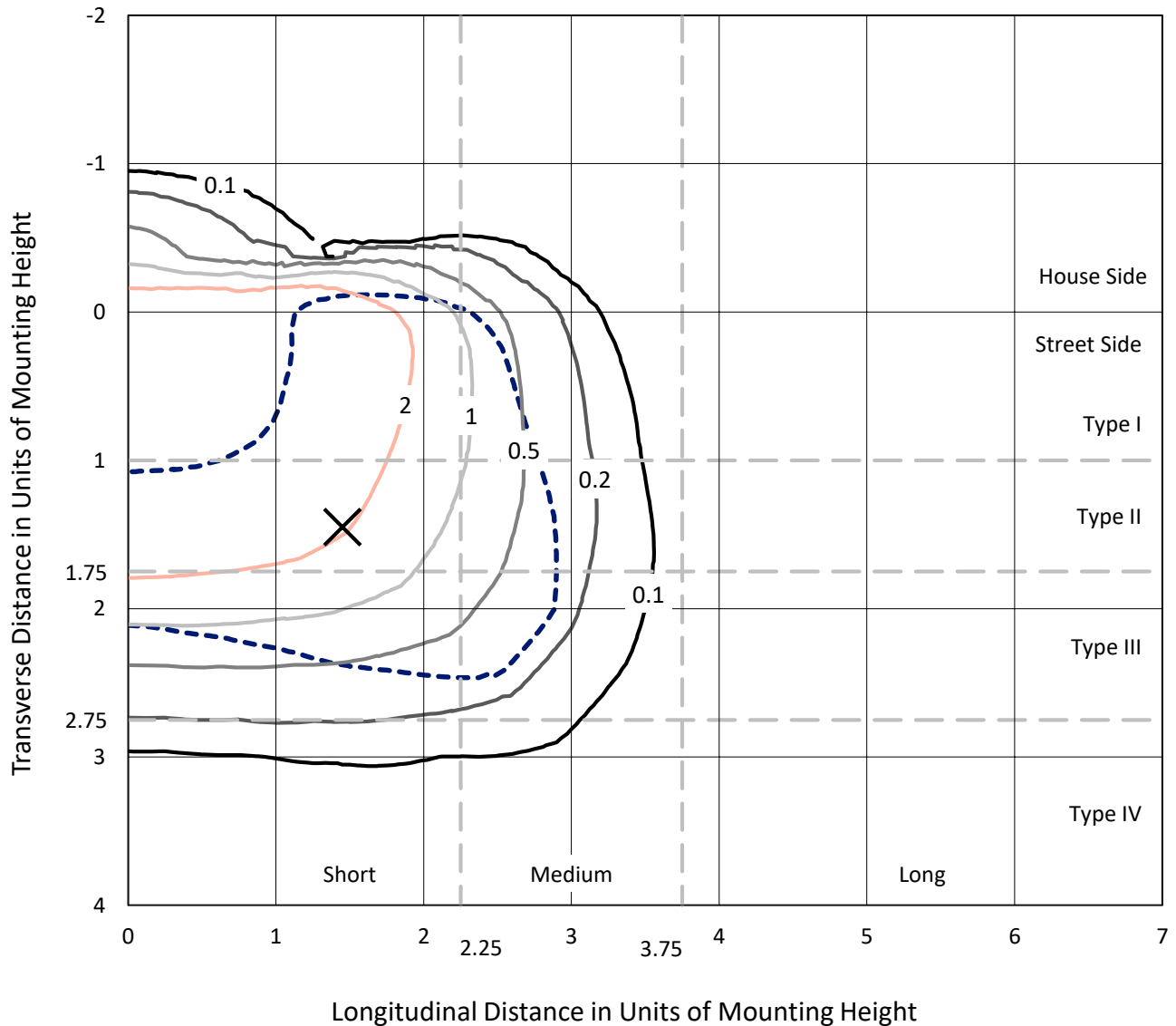
Input Watts (W): 33.3  
Input Voltage (V): NR  
Input Current (Ain): NR  
Voltage Rise (V): NR  
Power Factor: NR  
Total Harmonic Distortion (THDi): NR  
Frequency (hertz): 60  
Stabilization Time: NR  
Operation Time: NR  
Ambient Temperature (°C): NR  
Test Distance: 25 FT



REPORT NUMBER: P401285  
 CATALOG NUMBER: ENT-SA1C-730-U-T4W-HSS

### Iso-Footcandle Lines of Horizontal Illumination

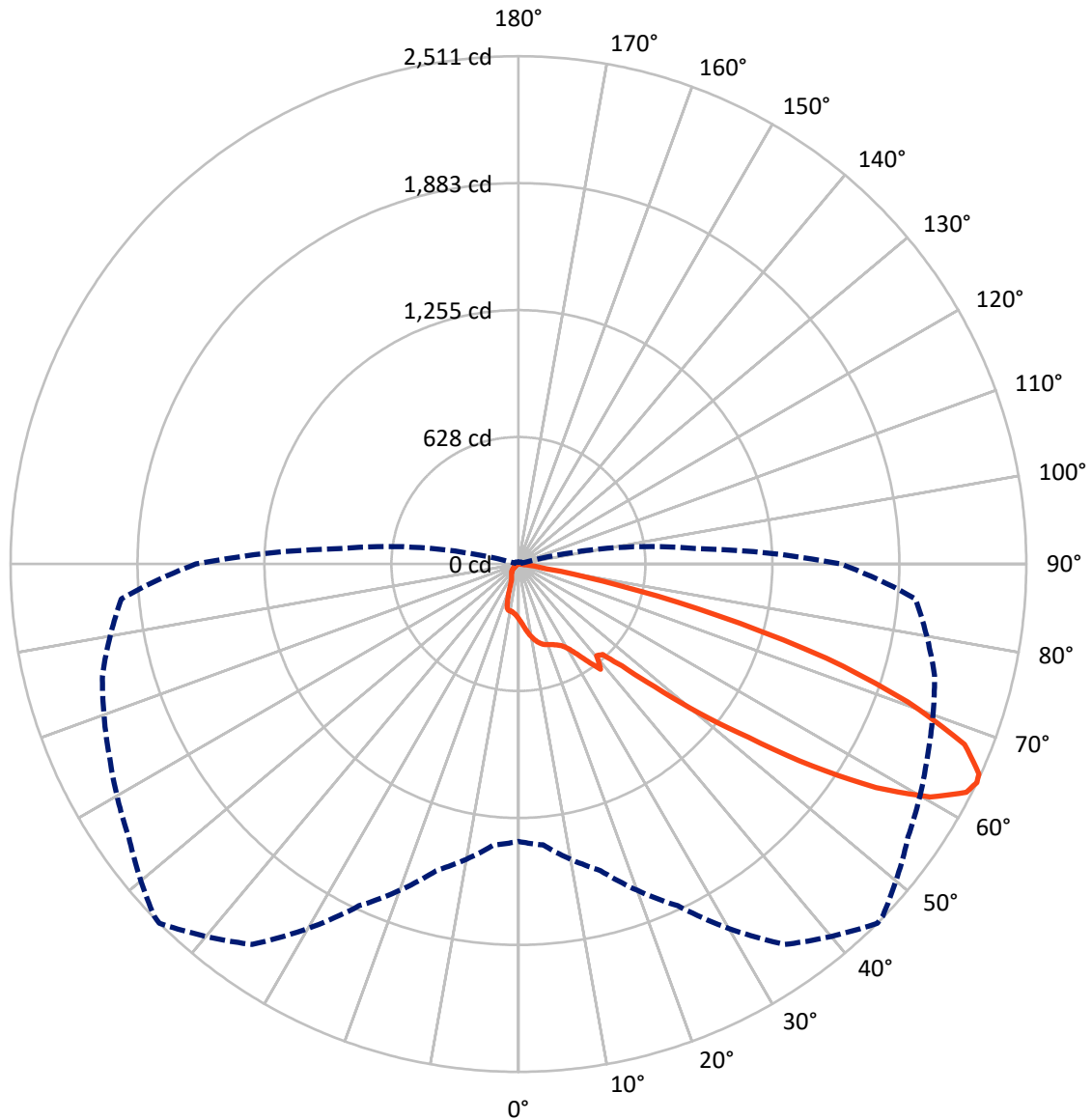
✕ Max cd  
 - - - 1/2 Max cd



Based on 10 foot mounting height. Maximum calculated value = 4 fc  
 Type III - Short - Full Cutoff

REPORT NUMBER: P401285  
CATALOG NUMBER: ENT-SA1C-730-U-T4W-HSS

### Luminous Intensity Polar Plot



— Vertical Plane Through 45-Deg Lateral    - - - Horizontal Cone Through 64-Deg Vertical

REPORT NUMBER: P401285

CATALOG NUMBER: ENT-SA1C-730-U-T4W-HSS

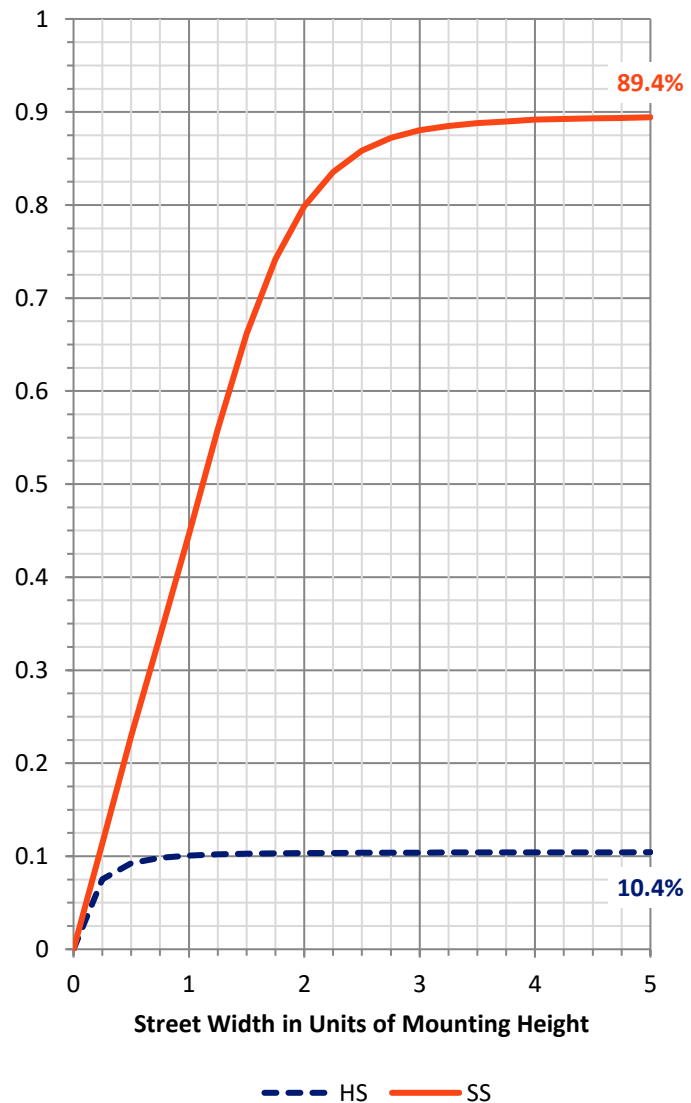
**FLUX DISTRIBUTION:**

		Downward	Upward	Total
<b>House Side</b>	Lumens	323.3	0.0	323.3
	% Fixture	10.6	0.0	10.6
<b>Street Side</b>	Lumens	2740.7	0.0	2740.7
	% Fixture	89.4	0.0	89.4
<b>Total</b>	Lumens	3064.0	0.0	3064.0
	% Fixture	100.0	0.0	100.0

**Coefficient of Utilization**

**ZONAL LUMENS:**

Zone	Lumens	% Fixture
0°-10°	27.5	0.9
10°-20°	85.9	2.8
20°-30°	139.8	4.6
30°-40°	222.1	7.2
40°-50°	423.1	13.8
50°-60°	871.8	28.5
60°-70°	973.7	31.8
70°-80°	307.5	10.0
80°-90°	12.5	0.4
90°-100°	0.0	0.0
100°-110°	0.0	0.0
110°-120°	0.0	0.0
120°-130°	0.0	0.0
130°-140°	0.0	0.0
140°-150°	0.0	0.0
150°-160°	0.0	0.0
160°-170°	0.0	0.0
170°-180°	0.0	0.0
0°-90°	3064.0	100.0
0°-180°	3064.0	100.0



REPORT NUMBER: P401285

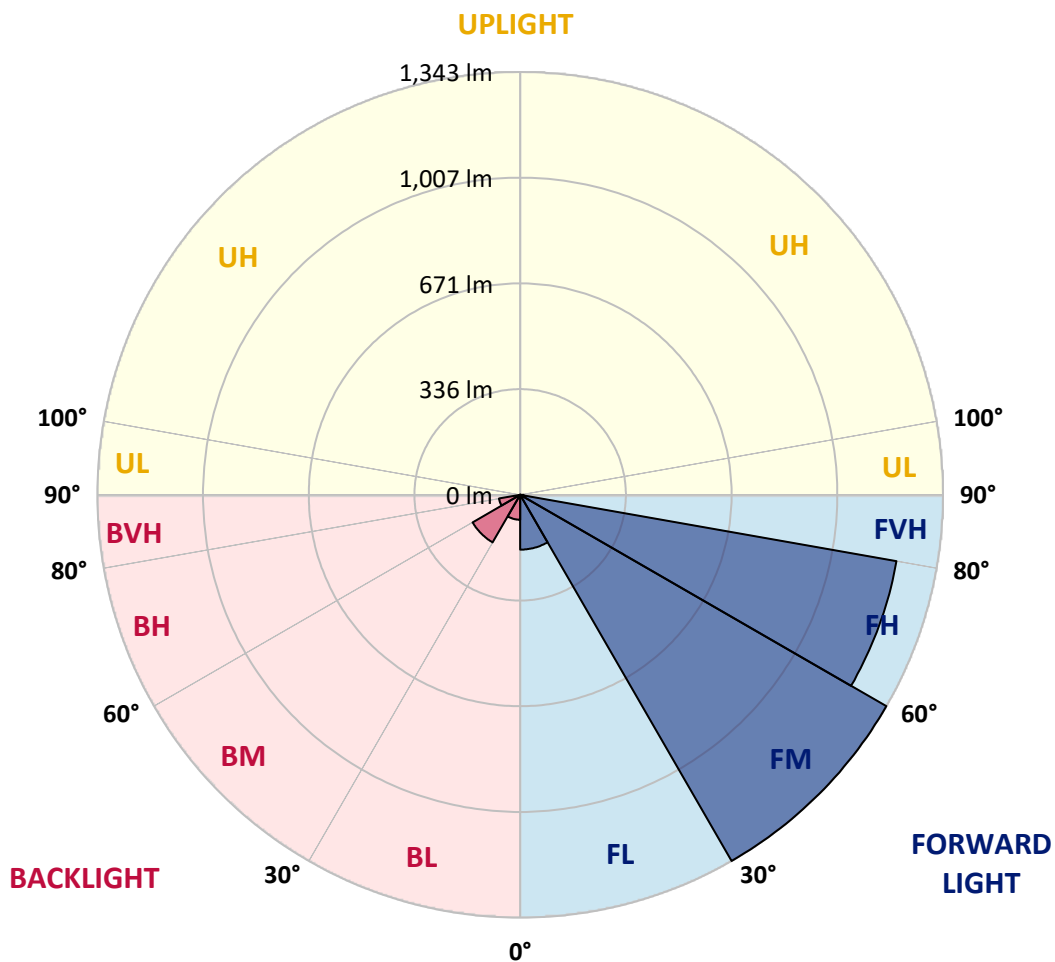
CATALOG NUMBER: ENT-SA1C-730-U-T4W-HSS

**LUMINAIRE CLASSIFICATION SYSTEM LUMEN TABLE AND BUG RATING:**

Zone		Lumens	% Fixture	Zone Rating/Lumen Limit		
				B	U	G
FL	(0°-30°)	174.1	5.7			
FM	(30°-60°)	1342.5	43.8			
FH	(60°-80°)	1213.1	39.6			G1/1800
FVH	(80°-90°)	11.0	0.4			G1/100
BL	(0°-30°)	79.2	2.6	B0/110		
BM	(30°-60°)	174.5	5.7	B0/220		
BH	(60°-80°)	68.1	2.2	B0/110		G0/110
BVH	(80°-90°)	1.5	0.0			G0/10
UL	(90°-100°)	0.0	0.0		U0/0	
UH	(100°-180°)	0.0	0.0		U0/0	

**BUG Rating: B0-U0-G1**

Type III Short





REPORT NUMBER: P401285

CATALOG NUMBER: ENT-SA1C-730-U-T4W-HSS

**CANDELA DISTRIBUTION (FULL):**

	0°	5°	15°	25°	35°	45°	46°	55°	65°	75°	85°
0°	271.6	271.6	271.6	271.6	271.6	271.6	271.6	271.6	271.6	271.6	271.6
2.5°	299.6	300.8	299.0	296.7	294.4	290.3	290.9	285.6	281.5	278.6	273.9
5°	337.6	337.0	333.5	328.2	323.0	315.4	314.2	306.0	297.3	287.9	279.2
7.5°	376.1	374.4	370.9	363.9	353.9	344.0	341.1	329.4	316.6	302.5	287.4
10°	407.7	406.5	402.4	394.8	383.1	368.0	368.0	351.6	334.7	317.7	299.6
12.5°	433.4	432.2	427.5	418.2	404.2	390.7	389.0	374.4	355.7	335.8	313.6
15°	449.1	448.0	442.7	432.2	419.9	407.7	405.9	391.9	375.0	352.2	326.5
17.5°	453.2	452.1	448.0	438.6	429.3	418.8	416.4	404.2	389.6	366.2	339.9
20°	451.5	449.1	446.8	439.2	431.6	424.6	423.4	414.7	401.8	382.0	353.9
22.5°	446.8	444.5	442.7	437.5	433.4	432.8	431.6	426.4	418.2	401.2	375.0
25°	445.0	443.3	441.5	438.0	437.5	443.3	442.7	442.1	438.6	424.0	396.6
27.5°	455.0	454.4	450.3	444.5	447.4	457.3	457.9	460.8	458.5	449.1	428.1
30°	490.0	487.1	477.8	464.9	472.5	485.3	487.7	497.0	497.6	498.8	470.2
32.5°	537.3	532.7	516.9	500.5	505.2	529.2	529.7	544.3	575.3	556.0	492.9
35°	570.0	564.2	540.2	531.5	554.9	592.8	598.1	627.9	630.2	560.1	491.2
37.5°	661.7	653.0	609.2	556.0	578.8	660.6	666.4	661.1	612.1	554.3	516.3
40°	784.4	776.2	737.1	647.7	583.5	595.7	598.7	614.4	623.8	595.1	596.9
42.5°	943.8	933.3	893.0	783.8	656.5	611.5	617.3	649.5	710.8	724.2	793.1
45°	1106.8	1100.9	1060.1	942.1	789.6	719.0	721.9	761.0	870.8	955.5	1013.9
47.5°	1266.2	1267.4	1232.4	1132.5	983.5	905.3	901.8	952.6	1091.6	1151.8	1211.3
50°	1491.1	1489.9	1427.4	1365.5	1249.3	1156.4	1150.6	1179.2	1313.0	1335.1	1427.4
52.5°	1746.9	1745.7	1651.7	1622.5	1573.4	1423.9	1439.7	1415.2	1511.5	1551.2	1682.1
55°	1868.4	1857.9	1818.2	1855.0	1913.4	1763.3	1760.9	1667.5	1742.8	1776.7	1898.8
57.5°	1856.1	1860.2	1898.2	2020.2	2211.8	2086.2	2089.7	1916.3	1960.1	1981.1	2070.5
60°	1786.6	1789.5	1877.7	2081.0	2360.7	2339.1	2326.9	2148.7	2120.1	2111.4	2154.0
62.5°	1588.0	1589.2	1732.3	1993.4	2359.6	2485.1	2473.5	2312.3	2222.9	2166.8	2089.2
64°	1371.9	1394.1	1569.3	1864.3	2295.9	2510.8	2504.4	2352.0	2232.2	2129.5	1970.0
65°	1194.4	1227.7	1439.7	1749.8	2224.1	2502.1	2494.5	2345.0	2219.4	2059.4	1846.8
67.5°	814.8	832.3	1022.7	1377.2	1950.2	2378.8	2376.5	2255.0	2079.8	1779.0	1449.0
70°	480.7	493.5	634.3	961.4	1498.7	2043.6	2074.6	2030.8	1726.5	1277.9	922.8
72.5°	149.5	157.1	279.8	533.8	982.4	1592.1	1632.4	1600.9	1256.9	798.4	511.6
75°	56.1	58.4	92.3	231.9	488.9	1018.0	1030.3	1067.1	765.7	421.7	223.7
77.5°	31.0	31.5	45.6	87.0	214.9	499.9	511.6	507.0	407.1	199.2	71.3
80°	15.2	15.8	22.2	38.5	83.5	141.3	167.6	221.4	143.7	98.1	22.8
82.5°	5.3	4.7	9.9	17.5	28.0	38.0	42.6	61.3	60.2	53.7	8.2
85°	0.0	0.0	0.6	0.6	0.6	1.2	1.2	7.6	15.2	17.5	2.3
87.5°	0.0	0.0	0.0	0.6	0.6	0.6	0.6	0.6	0.6	1.2	1.2
90°	0.0	0.0	0.0	0.0	0.0	0.0	0.0	0.0	0.0	0.0	0.0



REPORT NUMBER: P401285

CATALOG NUMBER: ENT-SA1C-730-U-T4W-HSS

**CANDELA DISTRIBUTION (continued):**

	90°	95°	105°	115°	125°	135°	145°	155°	165°	175°	180°
0°	271.6	271.6	271.6	271.6	271.6	271.6	271.6	271.6	271.6	271.6	271.6
2.5°	271.6	270.4	266.3	262.2	259.3	255.8	255.2	252.9	252.3	252.3	252.3
5°	274.5	271.0	263.4	257.0	251.1	245.9	243.5	241.2	239.5	238.9	238.9
7.5°	280.9	275.7	263.4	254.1	245.3	238.9	235.4	233.0	231.3	231.3	231.3
10°	290.3	282.1	266.9	254.1	243.5	235.4	230.1	226.6	224.3	223.7	224.3
12.5°	302.0	291.4	272.8	257.0	244.7	234.2	223.1	202.7	189.2	181.6	180.5
15°	313.1	300.8	279.2	261.1	246.5	223.1	182.8	151.3	130.2	123.8	122.7
17.5°	325.3	312.5	287.9	266.9	240.0	179.9	130.2	104.0	99.9	101.0	101.0
20°	340.5	325.3	297.3	272.8	206.8	127.9	95.2	91.7	92.9	95.2	95.2
22.5°	358.0	341.7	310.1	269.2	157.7	93.4	87.0	87.6	88.8	91.1	91.1
25°	380.8	363.9	324.1	243.0	109.8	81.8	82.4	82.9	84.7	87.0	87.6
27.5°	414.7	394.2	341.1	203.8	82.9	75.9	76.5	78.3	80.0	82.9	82.9
30°	450.9	425.8	356.3	157.1	72.4	69.5	70.1	71.8	74.8	77.1	78.3
32.5°	466.7	444.5	359.2	107.5	67.2	64.2	63.1	64.8	67.2	69.5	70.1
35°	475.4	466.1	345.2	77.7	63.1	59.6	57.2	56.7	57.2	59.0	59.0
37.5°	518.6	512.2	317.1	66.6	59.0	55.5	52.0	49.1	47.9	47.3	47.9
40°	601.6	587.6	280.3	61.3	55.5	51.4	46.7	42.1	38.0	36.2	36.2
42.5°	784.4	713.7	227.8	57.8	52.0	47.3	40.3	33.9	29.2	28.0	28.0
45°	981.2	870.2	171.1	54.9	48.5	42.6	33.9	26.9	22.8	21.6	21.6
47.5°	1170.4	985.9	119.7	51.4	44.4	37.4	28.0	21.6	18.7	18.1	18.1
50°	1369.0	1086.3	83.5	47.3	40.3	32.1	22.8	17.5	15.8	15.8	15.8
52.5°	1562.3	1160.5	61.3	43.2	35.0	26.9	19.3	15.8	14.6	14.6	14.6
55°	1708.4	1189.1	46.7	38.0	29.8	22.8	17.5	15.2	14.0	13.4	13.4
57.5°	1805.9	1165.2	38.0	31.5	25.1	19.9	15.8	14.0	12.8	12.3	12.3
60°	1803.6	1085.8	30.4	25.7	20.4	16.9	14.6	12.8	11.7	11.1	11.1
62.5°	1697.8	956.7	23.9	20.4	16.9	14.6	12.8	11.7	10.5	9.9	9.3
64°	1594.5	876.7	20.4	17.5	15.2	13.4	11.7	10.5	9.3	8.2	8.2
65°	1482.3	800.7	18.7	15.8	13.4	12.3	11.1	9.9	8.2	7.0	7.0
67.5°	1127.2	592.8	15.2	12.3	10.5	9.9	8.8	7.6	5.8	4.7	4.7
70°	731.8	383.7	12.8	9.9	8.8	8.8	8.2	6.4	4.7	4.1	3.5
72.5°	375.0	191.0	10.5	8.2	7.6	7.6	7.0	5.3	4.1	3.5	2.9
75°	158.9	77.7	8.8	7.0	6.4	5.8	5.3	4.7	3.5	2.9	2.9
77.5°	55.5	29.2	8.2	7.0	5.3	4.7	4.7	4.7	4.7	4.1	3.5
80°	18.7	11.1	5.3	5.3	5.8	6.4	6.4	5.8	6.4	5.3	4.1
82.5°	7.6	4.1	1.8	2.3	4.1	4.7	5.3	5.3	5.3	4.1	3.5
85°	1.8	1.2	1.2	1.8	1.8	2.3	2.3	2.9	2.9	2.3	2.3
87.5°	1.2	1.2	1.2	1.2	1.2	1.2	1.8	1.2	1.8	1.8	1.8
90°	0.0	0.0	0.0	0.0	0.0	0.0	0.0	0.0	0.0	0.0	0.0

(END OF REPORT)